



# The Winger



July 2013 A publication of GWRRA-NY "W" Rochester, NY  
"Friends for Fun, Safety, and Knowledge"

## Assistant Chapter Director

by Larry Helber, ACD

Several years ago just before I met my riding family here at Chapter W I had pulled a copy of the ride schedule off the bulletin board at a local motorcycle shop. I carried it in my wallet and often I would look at it and say "Nuts, I was thinking about going on that ride" as I noticed the date had passed. At the time I was not in the habit of knowing the dinner rides were on Tuesday and Gatherings on the third Thursday. Our ride schedule was not as extensive then either. This year we had to limit what we could put on the wallet card and the type is so small I find it difficult to read. Fortunately there is now another option, you can now integrate the ride schedule into an existing electronic calendar so you can always be reminded of what Chapter activities are coming up.

The Event Calendar on our website is the most current and active version of our ride schedule. Just over one month into our summer schedule and already

there have been several changes. Restaurants have closed or changed names, rides have been canceled or starting times and locations have been altered. Printed versions of the schedule don't reflect these changes. We try to update the pdf version but there is no notification sent when a new version is available. Your best option has always been to refer to the online calendar found on our website at <http://gwrra-nyw.org/EventCalendar.html>. I try to update this calendar as soon as I am informed of any changes.



Larry Helber, ACD

Using some standard Internet protocols our website calendar can now be imported or added to most any other electronic calendar. I don't have enough room in this newsletter to tell you how import it into every calendar but I am willing to help walk anyone through the steps that is interested. Contact me and we will figure out a good time to set it up on your phone, computer or tablet. For those who are adventurous the

ACD, cont., page 4

Kim Donley  
proud supporter of  
Gold Wing Road Riders Association  
Chapter "W"  
"Drive Safe GWRRA"

Kim Donley  
Licensed Salesperson  
Brockport Nothnagle  
9 Main St.  
Brockport, NY  
(585) 329-7848



"Honest People, Honest Service, Honest Results"



# GWRRA Leaders



## GWRRA NATIONAL

Executive Director, Jere Goodman

### NORTHEAST REGION "B"

Region B Director Tom & Renee Wasluck  
 Educators Al Stahl & Vick R oss  
 Asst. Educator  
 CPR/FA Keith & Elaine Price  
 Couple of the Year Mike & Nancy  
 Coordinator Mandell  
 2012-13 Couple of the Year Eileen & Tim Guile  
 Chapter of the Year  
 Coordinators Mike & Shirley Prince  
 Trainer Eileen & Tim Guile  
 Membership Coordinators Mike & Nancy Mandell  
 Area Report List Pete & Marielle  
 Coordinator St-Amour  
 Treasurer Connie Keiper  
 Newsletter editor Bob & Debbie Anthony  
 Webmaster Clark Clemens

### NEW YORK DISTRICT

District Director Paul & Suzette Wood  
 Assistant District Director Bob & Cathy Turner  
 Assistant District Director Gary & Donna Cork  
 District Treasurer Kathy De Groff  
 Rider Educator & MFA  
 Coordinators John & Pam Van Deusen  
 Asst. Rider Educators  
 District Trainers Claire & Richie Aylward  
 Couple of the Year Bob & Sandy Kelley  
 Coordinators  
 Couple of the Year Tim & Eileen Guile  
 District Membership Pete & Marielle

Coordinators  
 Public Relations  
 Web Mistress  
 Newsletter Editor

St. Amour  
 Linda Waterman  
 Suzette Wood  
 Phil & Tammy Coons

### NEW YORK CHAPTER "W"

Chapter Director Greg & Dee Eames  
 Asst. Chapter Director Larry Helber  
 Asst. Chapter Directors Charlie and Barb Fedeli  
 Treasurer and Supplies Sandra Heid  
 Ride Coordinator Mike & Cindy Lewis  
 Ride Safety Education Jim Pearson  
 Membership Les & Joanne  
 Johnston

Couple of the Year  
 Newsletter Editor

Duane & Nancy Motley  
 Allen Skiles

Photo Album  
 Sunshine Club, Birthdays/  
 Anniversaries  
 50/50 Raffle  
 Door Prizes

Linda Pearson  
 Tim & Mary Ann  
 Glasow

Webmaster

Linda Pearson  
 Linda Waterman and  
 Mickee Ide-Eames  
 Larry Helber

**ARKPORT CYCLES**  
 "We Know Why You Ride"

Motorcycles • ATVs • Snowmobiles • Touring • Street • Helmets  
 Leathers • Apparel • Accessories • Fully Trained Service Staff  
 Professional & Courteous Parts Dept. • We Ship UPS Daily

More than 500 units in stock

Your One **STOP!** Fun Shop  
 Arkport, 18' arkportcycles.com

Men, Thu, Fri 8am-8pm  
 Tuesday 8am-8pm  
 Wednesday 8am-5pm  
 Saturday 8am-4pm

YAMAHA SUZUKI HONDA ARCTIC CAT

## The next Gathering will be July 18, 2013

### Panorama Restaurant

730 Elmgrove Rd. just off Rt. 531 north  
 of Rt. 531 on the east side of the road  
 next door to a 7-11. If you cross Lyell  
 Rd. say oops and turn around.

Dinner Meeting schedule:  
 Meet and eat at 6:00 PM  
 – Meeting about 7:00 PM

**June Ride Schedule**

**Please note.** The Tuesday night rides will meet at BKW and leave at 6:30 PM. Come early for Show-n-Go.

BKW-Burger King, Pixley Rd, Gates  
 McD-McDonald's, Route 96, Victor  
 Tinker Park-Calkins Rd, Henrietta  
 Wegman's-Bay Road, Webster

- Jul. 2<sup>nd</sup> Tues, Golden Eagle Family Restaurant, 4820 Lake Rd., South, Brockport, BKW 6:30 P.M.
- Jul. 3<sup>rd</sup> Wed, Sam's Diner with Chapter H, Holley, meet at Sam's 7:30 P.M.
- Jul. 3-7 Wing Ding, Greenville, SC
- Jul. 5<sup>th</sup> Fri., Ice Cream Show-n-Go, Tinker Park 7:00 P.M.
- Jul. 6<sup>th</sup> Sat. Breakfast at Olympia Restaurant, 1100 Flynn Rd, Greece, 8:00 A.M.

- Jul. 9<sup>th</sup> Tue., Macedon Hills Family Restaurant, 1090 Route 31, Macedon, BKW 6:30 P.M.
- Jul. 10<sup>th</sup> Wed., Center Street BBQ with Chapter H, Batavia, BKW 6:30 P.M.
- Jul. 12<sup>th</sup> Fri., Lugia's, 4719 Lyell Rd., Spencerport, Tinker Park 7:00 P.M.
- Jul. 16<sup>th</sup> Tue., Dobber's Sports Bar & Grill, 401 Lakeshore Dr., Canandaigua, BKW 6:30 P.M.
- Jul. 18<sup>th</sup> Thu., Gathering at Panorama, 730 Elmgrove Rd., Gates, dinner 6:00 P.M., mtg. 7:00 P.M.
- Jul. 19<sup>th</sup> Fri., Shriner's and Hank's Ice Cream, Bay Rd/235 North Ave, Webster, meet at Shriner's 6:00 PM
- Jul. 20<sup>th</sup> Sat., Ride to the Ride for Kids, Overnight, leave Eames', 9:00 A.M.
- Jul. 20<sup>th</sup> Sat., Ride to Eldred, PA and WWII Memorial, leave BKW 9:30 A.M.
- Jul. 21<sup>st</sup> Sun., Ride for Kids, Utica to Old Forge, 9:00 A.M., Deerfield
- Jul. 23<sup>rd</sup> Tue., Main St. Pizza, 206 E. Main St., Batavia, BKW 6:30 P.M.
- Jul. 25-27 NE District Convention, Gorham, NH
- Jul. 26-28 Guy Ride, Adirondacks, TBD
- Jul. 26<sup>th</sup> Fri., Read's Ice Cream, 3130 E Henrietta Rd., Henrietta, Tinker Park 7:00 P.M.
- Jul. 27<sup>th</sup> Sat., Middlesex Roast Beef Dinner, Middlesex Fire House, Middlesex, McD 3:00 P.M.
- Jul. 30<sup>th</sup> Tue., Gunsmoke Country Grille, 2577 Caledonia-LeRoy Rd., LeRoy, BKW 6:30 P.M.

**Sunshine Corner**

Our current membership has stayed healthy. Get well wishes go out to former Chapter member Mary Gomminger who is still in hospital.

Now that summer is upon us, keep yourselves and loved ones safe both on and off the Wing. Here are a few reminders for those times you are off the Wing:

Keep hot foods hot, cold foods cold

Stay hydrated

Use sunscreen

Use mosquito repellent

As always, if you know someone associated with Chapter W who is ill, having surgery, or has passed away, please notify Tim or Mary Ann so that we can send the proper acknowledgement.

Tim and Mary Ann Glasow @ 585-225-8916 or [trglasow@frontiernet.net](mailto:trglasow@frontiernet.net)

[WWW.GWRRRA-NYW.ORG](http://WWW.GWRRRA-NYW.ORG)

**ACD, from page 1**

basic information is listed below. Any of you who shiver at the sound of “geek speak” can stop reading now.

For those who are interested in making the import yourself here is what you need to know:

First our calendar is available in the iCal format which is a standard format for sharing calendars electronically. The calendar is also available in XML and HTML but most devices won't use them.

Next the address of the calendar is <https://www.google.com/calendar/ical/rff1i5rbouegll0b2td7btk698%40group.calendar.google.com/public/basic.ics>. Note: all of the letters are lower case so 0 is a zero and not an uppercase 'o'. Make sure you are careful with the '1's and 'l' (lower case L). There are no uppercase 'i's. If you are reading an electronic version of this newsletter (PDF) just copy and past the link when needed.

Using this information you can then go to your calendar program and add it. When a change is made on the website calendar the changes will be reflected in your calendaring program. Depending the program you use, you can optionally turn the ride schedule on and off or have it show up in a different color. The options available will depend on the software you use.

If you have an iPhone, iPad or iPod Touch you just need to go to settings, scroll down to “Mail, Contacts, Calendars”. On the next screen select “Add Account” followed by “Other” in the list of types. You then need to select the “Add Subscribed Calendar” in the Calendars section. Finally you are asked for the server and that is where you enter the long address above. If you did everything correctly it should verify and then after a few minutes you will see the ride calendar events added to your Calendar App.

Anyone using Outlook can open it and select Calendar along the left side. From the toolbar or right click on calendar select “Open Calendar” and then “From Internet”. Enter the above address when asked and the ride schedule will then show up in your Outlook calendar. There are a lot of different versions of Outlook so hopefully these steps will work. If not, contact me and we will figure out what needs to be done.

If you have some other program that you use for your calendar let me know we can figure out the steps required to add the Ride Schedule to your electronic calendar. I will also try and add the steps onto our website so others may learn from it.

Now you don't have any excuse to not remember one of our rides. I hope to see you join us.



**Bajorek Agency Inc**  
Your Local Insurance Experts

**Ronald G Bajorek Jr**  
**Auto Home Business Cycle Life**

Bajorek Agency inc  
3462 Monroe Ave.  
Pittsford, NY 14534

Phone: 585-248-3810  
Fax: 585-248-3854  
ronbajorek@hotmail.com  
www.gobajorek.com

# Rider Education News


by Jim Pearson, Ride Educator

## Team Riding Refresher

With many of us heading to Wing Ding, the upcoming Bi-State, and being in the middle of the summer ride schedule, I felt that it would benefit all of us to freshen up on our Team Riding knowledge and skills. The following is from the Team Riding seminar.



Jim Pearson,  
Ride Educator

 Team Riding consists of a number of riders who have agreed to structured rules regarding formation, conduct, consideration and cooperation while riding together. There is a reliance on each other and concerted effort to support the other

members of the team. Members of the team realize that their individual actions while riding have an effect on the other team members. Team members ride with awareness and focus.

### Plan the Ride

- ◆ Always plan out the ride route ahead of time. Consider checking the route either physically or by checking with travel planning services to make certain there are no construction obstacles. Just prior to the ride check the weather forecast.
- ◆ Make certain that the route isn't too aggressive (lots of corners) or too uncomfortable (mountain riding with few barriers) than what team members are comfortable with.
- ◆ Plan for breaks, fuel stops, food and rest.

Not everyone can ride 150 miles nonstop.

- ◆ Plan for the worst-case mileage and the smallest bike in the team (s). Make certain that any medical needs, including food, are considered.
- ◆ Plan the speed of the team (s). Never assume that all team members are comfortable at the speed of the Lead. Some riders get very uncomfortable at highway speeds.

### Responsibilities –Lead, Drag and Team Members

- ◆ *Note: For purposes of this discussion, references to communication include both transmission made Ride, Ed., cont., page 6*

CUSTOM CAKES, PIES, NOVELTIES, LEMON &  
TANGERINE ICE

  
**READ'S**

*Super Premium*

HOMEMADE ICE CREAM & CUSTARD

*Quality Ice Cream & Service Since 1991*

**(585) 334-5520**

3130 E. HENRIETTA RD., HENRIETTA, NY 14467  
*(South of Lehigh Station Road)*



CATERING AVAILABLE  
WWW.READSICECREAM.COM

LEE A. & JEANNE S. READ

**Read's**

**Super Premium Coupon**

**10% off**

Limit 1 coupon per visit per family

Expires 12-31-2013

# BIRTHDAY GREETINGS

Mike Avery	2nd
Ruth Lindsay	5th
Sam Read	11th
Larry Helber	13th
Mike Lewis	14th
Janice Fox	15th
Sandy Heid	16th
Diane Hill	19th
Rose Kleisle	20th
Carol Emilo	20th
Linda Hellman	21st
Margery Van Nort	22nd
Don Tosti	22nd
<b>Missed Last Month</b>	
Curtis Goad	6/18th

## JULY



## HAPPY ANNIVERSARY

Greg & Dee Eames	1st	18 Years
Charley & Barb Fedeli	7th	33 Years
Bruce & Linda Hellman	27th	11 Years



- ◆ Leads are responsible for making certain that the ride stops and food breaks are on time
- ◆ Leads listen to the needs of the team members as the ride is conducted.

### Drag

- ◆ Drag is responsible for the general conduct of the ride by keeping the Lead and members informed.
- ◆ Drag is responsible for making certain that all team members are abiding by the ride rules
- ◆ Drag is the first to notice any riding action on the part of team members that is unusual
- ◆ Drag is responsible for securing lane positions on multi-lane roads or highways allowing the team to execute a safe lane change
- ◆ Drag is responsible to drop off and assist any team members that have a problem
- ◆ Drags keep the Lead informed of traffic conditions such as getting the team through a busy intersection or informing the Lead that the team has successfully passed a vehicle on a two-lane road.
- ◆ Drags can assist in controlling the pace of the ride by informing the Lead of any team member who is falling back.

Both the Lead and the Drag should have operating CB's to communicate.

- ◆ Team Members are the members riding behind the Lead and in front of the Drag. They are responsible for:

- ◆ Riding their "own" ride. Only the individual rider can determine certain actions
- ◆ and make decisions that affect their riding.
- ◆ Arriving prepared and ready to go
- ◆ Making certain they have the ride information and route planning
- ◆ Communicating any change in lane position within the formation (Note: some riders are very uncomfortable riding in the right track)
- ◆ Maintaining the correct, minimum spacing during the ride
- ◆ Following the direction of the Lead

### Ride Ed., from page 5

via CB and hand signals.

- ◆ Lead is also known as the Ride Lead
- ◆ Lead should be experienced and responsible individuals that members have confidence in
- ◆ Lead needs to be able to make decisions quickly and safely
- ◆ Lead sets the tone for the ride by making certain that the ride gets started on time and is organized
- ◆ Lead sets the speed of the ride ensuring that the team members are riding at a comfortable pace
- ◆ Lead maintains the communication with Team members, the Drag and other Leads
- ◆ Leads will communicate any changes in riding speed

*Rider Ed., Cont., page 8*

**WIN A NEW GOLD WING!** Visit [www.wing-ding.org](http://www.wing-ding.org) to Find Out How!

# Do You Love To Ride?

JOIN US FOR THE 35TH ANNUAL WING DING

**JULY 3-6-2013-GREENVILLE, SC**



*The Gold Wing Road Riders Association invites you to experience Southern Charm and nature at its finest as the backroads of South Carolina take you places and show you sights you never knew existed. These picturesque highways and byways will captivate your imagination and stir your spirit of adventure as you make your way to and from Wing Ding in Greenville, South Carolina!*

**BBQ Dinner &  
Entertainment  
by J & M**

**Comedian  
Kermet Apio**

**Live  
Entertainment  
Trash**

- ☺ **EXPERIENCE THE LARGEST INDOOR MOTORCYCLE RELATED TRADE SHOW!**
- ☺ **RIDE THE NEWEST MODELS FROM OUR DEMOS AND EXPERIENCE THE LATEST TECHNOLOGY FROM OUR DISPLAYS**
- ☺ **BIKE SHOW**
- ☺ **POKER RUNS**
- ☺ **DON'T MISS THE WELCOME PARTY ON TUESDAY EVENING, JULY 2ND**
- ☺ **4TH OF JULY CELEBRATION**
- ☺ **SAFETY SEMINARS & CLASSES AVAILABLE**
- ☺ **CHANCES TO WIN A NEW GOLD WING AND MANY MORE PRIZES!**
- ☺ **TWO NIGHTS OF LIVE ENTERTAINMENT!**

**For More Information, Please Call 800-843-9460**

**Rider Ed., from page 6**

- ◆ Adhering to the schedule at stops and food breaks
- ◆ Minimizing CB traffic allowing the Lead and Drag to communicate as necessary
- ◆ Communicating to the Lead any issues that arise including the need for an immediate break, trouble with a bike, changes in physical condition, etc.

**Ride Conduct**

- ◆ The ride begins from the time the Lead requests Team Members to mount up until the day is complete.
- ◆ Members within a team maintain a 2 second following distance to the bike immediately ahead and a 1 second separation to the bike staggered in the opposite track.
- ◆ Members within a team maintain their relative track position. Don't wander between tracks.
- ◆ A Lead should call for a single file formation prior to entering corners. This will allow team members to use the full width of the road and not be limited to the

single track.

- ◆ Team members will point out any road condition that could affect following riders (road kill, pot holes, etc.)
- ◆ When entering traffic (from a parking lot, merging into flowing traffic, etc.), team members will enter the flow as the safe opportunity arises. Drags are not to block traffic for purposes of allowing the team to enter the flow.



**Finger Lakes W Conn.Q**

## 2008 GOLD WING TRIKE - \$29,900 (WEST HENRIETTA NY)

Bought new as a Honda/Lehman factories from a Honda dealership. The wing is Pearl White with pin strips with only 16,700 miles. It has always been stored in a 7' X 14" enclosed cargo trailer and has never been ridden in salt weather conditions.

It has running boards, CB Radio, Honda radio intercom system, plus about \$3,000.00 in options. Questions? Call Bob at **585-370-3029**.

All offers considered.

Also, the cargo trailer/toy hauler is for sale. If interested you can find it on Craigs List at posting #: 3834734750





# CANANDAIGUA **MOTORSPORTS**



**"FINGER LAKES TRUSTED MOTORSPORTS DEALER FOR OVER TEN YEARS"  
SPECIALIZING IN HONDA, KAWASAKI, SUZUKI AND TRIUMPH**

LOCATED AT:

2366 ROCHESTER RD.

CANANDAIGUA, NY 14424

PH: 585-394-7490

WWW.CANANDAIGUAMOTORSPORTS.COM

Hello NY District,

Please attend the Bi-State Rally! This is going to be a FANTASTIC event.

Registrations from NY GWRRA members are a little lighter than expected at this time.

You know you want to go!

Get the registration forms and complete info at <http://gwrra-ny.org>

The \$5 discount ends on July 15. This is also the last day we will take orders for the Rally T-shirts.

Get registered now! Get your GWRRA (and other) friends to register too!

Thanks.

**Paul & Suzette**

Established 1975 Bob Chambers, Owner

**The Area's Largest Selection of  
Motorcycle Apparel  
& Leather Accessories...  
Boots to Bags, Helmets to  
Handbags!**

***Poor Cow Leather***  
Wal-Mart Plaza, 1747 Plaza Dr.  
Olean, New York 14760  
Mon.-Sat. 9-9, Sun. 10:30-6

**(716) 372-8813  
800-658-5510**

email: [poorcw@bluefrog.com](mailto:poorcw@bluefrog.com)  
website: [www.poorcowleather.com](http://www.poorcowleather.com)

Learn 2 Ride, Inc. <sup>TM</sup>  
 MSF's Basic &  
 Advanced Motorcycle  
 Rider Courses  
 Ron Hinz  
 585-615-RIDE  
 www.learn2ride.net


Rochester &  
 Finger Lakes



Scan Code

# Chapter Director

**Summer's Here!!!**

 his month's Chapter Director column is comprised of pictures of some of the fun I'm having out enjoying the weather instead of being stuck inside writing newsletter columns!



*Greg and Dee Eames,  
 CD*



**Chapters H & W at Dino BBQ**

As you look at the pictures, see if you see yourself and if not, WHY NOT??

See you at WingDing!!



# Panorama Family Restaurant

730 Elmgrove Road  
just north of Rt. 531

## 585-247-2190

**Open for Dinner**  
Tuesday thru Saturday

# Mid-State Trikes

Trumansburg, NY

Authorized  Dealer

**ADD SOME FUN AND EXCITEMENT TO YOUR RIDE**

Adventure  
GL 1800 Independent Suspension

Phoenix  
GL 1500 Independent Suspension



Many more models available for:  
Honda, Harley-Davidson, Yamaha, Kawasaki, & Victory

[www.midstatetrikes.com](http://www.midstatetrikes.com)  
**(607)279-2599**

**BugRun '13**



**BugRun Winner**



**Watkins Glen**

## Breakfast at Panorama

Come join the breakfast fun at Panorama

Family Restaurant the first Saturday  
of every month at 8:00 AM.

The Panorama Family Restaurant  
730 Elmgrove Rd. just off Rt. 531.

Rochester (Gates), NY 14624

It is north of Rt. 531 on


the east side of the road next door to a 7-11.

If you cross Lyell Rd. say oops and turn around.

## Lubricating Sticky Switches on Your Gold Wing

*by Bill Nickal, Chapter NY-D*

**Reprinted from June 2013 Chapter NY-D  
Newsletter**



Have you ever noticed that after being caught in the rain and having to drive several hundred miles on the highway that road dirt and grime covers every piece of chrome and plastic on our wings? The dirt and grime will even penetrate into every hidden corner of the bike. One of the places that we overlook when cleaning is our switches and controls until you find yourself driving down the highway with your flashers on because they are sticking!

This is a fairly common but simple problem to correct. Many of us have mentioned at one time or another experiencing this problem. Even if you haven't experienced this problem yet - it's only a matter of time. Performing this procedure as preventative maintenance is a good idea! Preventive maintenance early will prevent sticky switches later.

Both the GL1500 and the GL1800 suffer from this

## HOLLINK MOTORSPORTS

386 South Union Street

Spencerport, NY 14559

**(585) 352-1930**

New and used motorcycles  
Parts and Service

**Bill Hollink**

Honda - Suzuki - Kawasaki  
Yamaha - Ducati

problem. There are push-on/push-off buttons on the handlebars that control things like cruise control, hazard lights, and the audio mute and push button Audio and Hazard Switches. The shaft connecting the buttons to the actual switches are lubricated inside with a grease-like lubricant. This grease picks up dust and dirt over time until it is not lubricating anymore, and acts more as an adhesive than anything else. It doesn't prevent you from pressing the button to turn it on. Where the problem arises is when you try to push the button again to turn it off! The tiny spring inside the switch is not powerful enough to push the button back out against the now sticky, dirty lubricant, and the button stays pushed in. As a result, you find yourself riding around with cruise control on, hazard lights flashing, and no music. The solution is quick and simple.

You will want a quick-drying contact cleaner that does not leave residue behind. A cleaner like CRC Electronic Contact Cleaner or WD-40 Lubricant is a good choice. Insert the cleaner straw into the right side of the tuning switch on the left grip; push it in until you

*Switches, Cont., Page 13*



**Sr. Chapter Directors**


*Switches, From Page, 12*

feel the resistance of the mute switch mechanism, and spray. Give it a 1-2 second burst. If the switch is already stuck, start working it in and out until it pops free. Once it is free, give it another half-second spray, and then work the switch in and out 10-20 times until the switch no longer sticks. On the right grip, the hazard light switch or Turning switch(for new GL1800's) requires that the left grip switch module be taken apart. There are two screws on the bottom that must be removed. Once the screws are removed, the top half can be separated from the bottom half. You do not have to separate them completely - you just need access to the underside of the top half. Insert the straw, up and toward the mechanism of the hazard light switch. Lubricate it the same way as described for the Mute switch. Once it's working well, snap the halves back together and re-tighten the screws. The cruise control switch on the right handgrip also has two screws on the bottom that must first be removed. The cruise control switch mechanism is much more exposed and can be easily accessed and lubricated. Snap the halves back together and replace the screws.


It might not be a bad idea to put this item on your annual winter maintenance list. It only takes a few minutes to perform, and will prevent frustration down the road - literally - usually when you're miles from home!

THE DICK IDE FAMILY OF DEALERSHIPS  
PROUDLY SUPPORTS  
GWRRR ROCHESTER CHAPTER W!


# DICK IDE



HONDA



MAZDA



VOLKSWAGEN

[www.DICKIDE.com](http://www.DICKIDE.com)



**Curtis' Frog**

# MOTORCYCLES ARE EVERYWHERE

**Gold Wing  
Road Riders  
Association**



**gwrra-  
nyw.org**

**WE ARE ALL  
SOMEBODY'S FAMILY**

*Yard signs are available for sale - contact Greg, Dee,  
or Rick Rowles*

**The New York Times Motto: All the news that's fit to print**

**The Winger Motto: It may not be news but if it fits, we print**



**GWRRA-NY "W"  
Greg Eames, CD  
Pittsford/Henrietta Road  
Pittsford., NY 14534**

**Could you please go somewhere  
else to beat that drum?  
I need to finish this flag ASAP.  
George and Ben are waiting for it.**